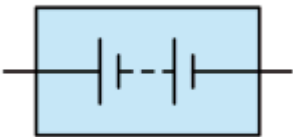
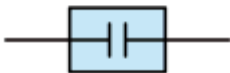

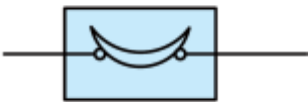



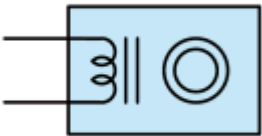
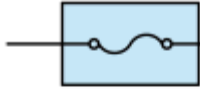
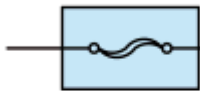
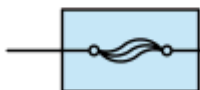

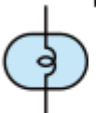

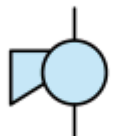
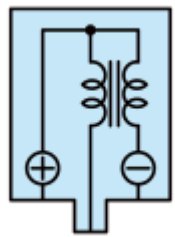



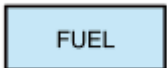

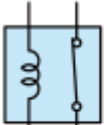
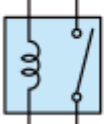
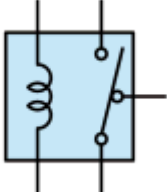

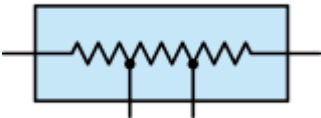


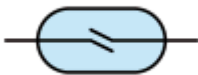
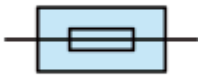




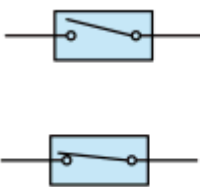
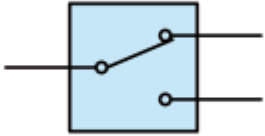
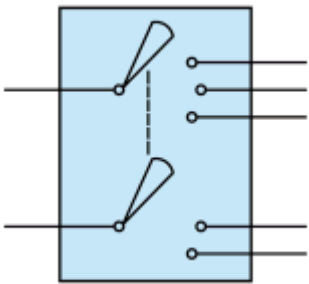

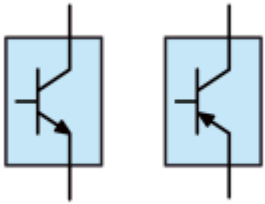
GLOSSARY OF TERMS AND SYMBOLS

	<p>BATTERY Stores chemical energy and converts it into electrical energy. Provides DC current for the auto's various electrical circuits.</p>
	<p>CAPACITOR (Condenser) A small holding unit for temporary storage of electrical voltage.</p>
	<p>CIGARETTE LIGHTER An electric resistance heating element.</p>
	<p>CIRCUIT BREAKER Basically a reusable fuse, a circuit breaker will heat and open if too much current flows through it. Some units automatically reset when cool, others must be manually reset.</p>
	<p>DIODE A semiconductor which allows current flow in only one direction.</p>
	<p>DIODE, ZENER A diode which allows current flow in one direction but blocks reverse flow only up to a specific voltage. Above that potential, it passes the excess voltage. This acts as a simple voltage regulator.</p>
	<p>PHOTODIODE The photodiode is a semiconductor which controls the current flow according to the amount of light.</p>

	<p>DISTRIBUTOR, IIA Channels high-voltage current from the ignition coil to the individual spark plugs.</p>
  (for Medium Current Fuse)  (for High Current Fuse or Fusible Link)	<p>FUSE A thin metal strip which burns through when too much current flows through it, thereby stopping current flow and protecting a circuit from damage. A heavy-gauge wire placed in high amperage circuits which burns through on overloads, thereby protecting the circuit. The numbers indicate the cross-section surface area of the wires.</p> <p>FUSIBLE LINK A heavy-gauge wire placed in high amperage circuits which burns through on overloads, thereby protecting the circuit. The numbers indicate the cross-section surface area of the wires.</p>
	<p>GROUND The point at which wiring attaches to the Body, thereby providing a return path for an electrical circuit; without a ground, current cannot flow.</p>
<p>1. SINGLE FILAMENT</p>  <p>2. DOUBLE FILAMENT</p> 	<p>HEADLIGHTS Current flow causes a headlight filament to heat up and emit light. A headlight may have either a single (1) filament or a double (2) filament.</p>
	<p>HORN An electric device which sounds a loud audible signal.</p>
	<p>IGNITION COIL Converts low-voltage DC current into high-voltage ignition current for firing the spark plugs.</p>

	<p>LIGHT</p> <p>Current flow through a filament causes the filament to heat up and emit light.</p>
	<p>LED (LIGHT EMITTING DIODE)</p> <p>Upon current flow, these diodes emit light without producing the heat of a comparable light.</p>
	<p>METER, ANALOG</p> <p>Current flow activates a magnetic coil which causes a needle to move, thereby providing a relative display against a background calibration.</p>
	<p>METER, DIGITAL</p> <p>Current flow activates one or many LED's, LCD's, or fluorescent displays, which provide a relative or digital display.</p>
	<p>MOTOR</p> <p>A power unit which converts electrical energy into mechanical energy, especially rotary motion.</p>
<p>RELAY</p> <p>1. NORMALLY CLOSED</p>  <p>2. NORMALLY OPEN</p> 	<p>RELAY</p> <p>Basically, an electrically operated switch which may be normally closed (1) or open (2). Current flow through a small coil creates a magnetic field which either opens or closes an attached switch.</p>
	<p>RELAY, DOUBLE THROW</p> <p>A relay which passes current through one set of contacts of the other.</p>

	<p>RESISTOR An electrical component with a fixed resistance, placed in a circuit to reduce voltage to a specific value.</p>
	<p>RESISTOR, TAPPED A resistor which supplies two or more different non adjustable resistance values.</p>
	<p>RESISTOR, VARIABLE or RHEOSTAT A controllable resistor with a variable rate of resistance. Also called a potentiometer or rheostat.</p>
	<p>SENSOR (Thermistor) A resistor which varies its resistance with temperature.</p>
	<p>SENSOR, SPEED Uses magnetic impulses to open and close a switch to create a signal for activation of other components.</p>
	<p>SHORT PIN Used to provide an unbroken connection within a junction block.</p>
	<p>SOLENOID An electromagnetic coil which forms a magnetic field when current flows, to move a plunger, etc.</p>
	<p>SPEAKER</p>

	<p>An electromechanical device which creates sound waves from current flow.</p>
 <p>1. NORMALLY OPEN</p> <p>2. NORMALLY CLOSED</p>	<p>SWITCH, MANUAL Opens and closes circuits, thereby stopping (1) or allowing (2) current flow.</p>
	<p>SWITCH, DOUBLE THROW A switch which continuously passes current through one set of contacts or the other.</p>
	<p>SWITCH, IGNITION A key operated switch with several positions which allows various circuits, particularly the primary ignition circuit, to become operational.</p>
	<p>SWITCH, WIPER PARK Automatically returns wipers to the stop position when the wiper switch is turned off.</p>
	<p>TRANSISTOR A solidstate device typically used as an electronic relay; stops or passes current depending on the voltage applied at "base".</p>
	<p>WIRES Wires are always drawn as straight lines on wiring diagrams. Crossed wires (1) without a black dot at the junction are not joined; crossed wires (2) with a black dot or octagonal (⬡) mark at the junction are spliced (joined) connections.</p>

